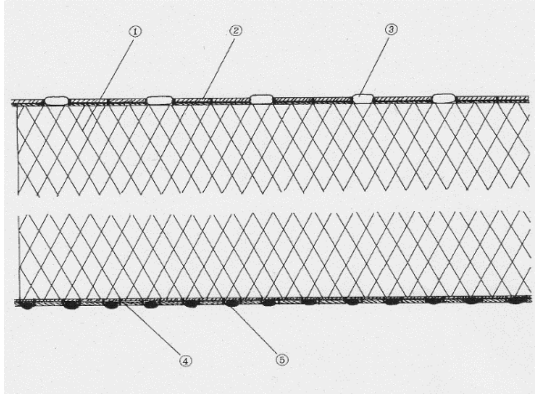
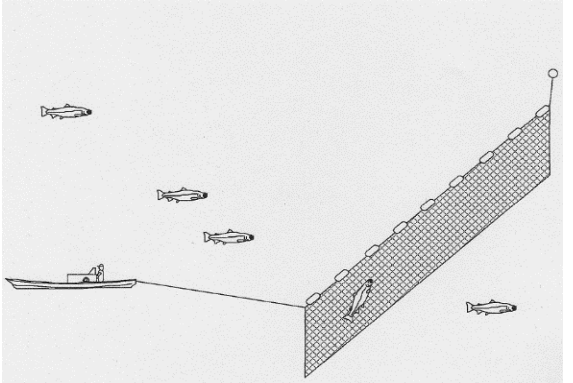
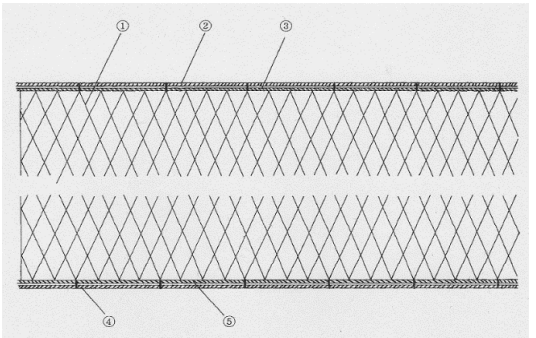
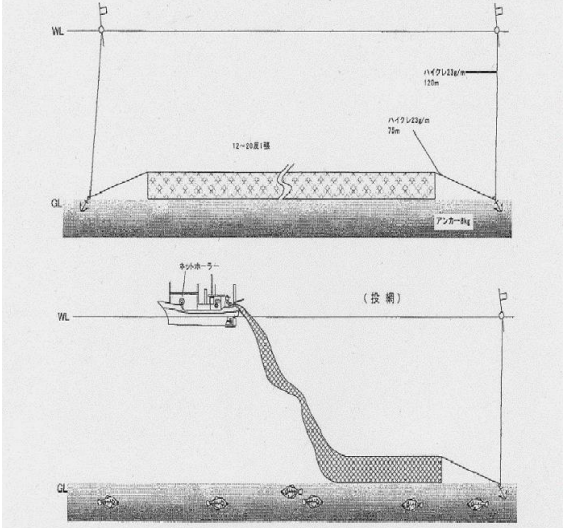
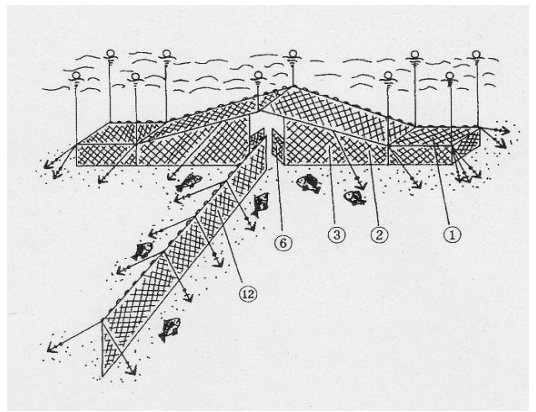
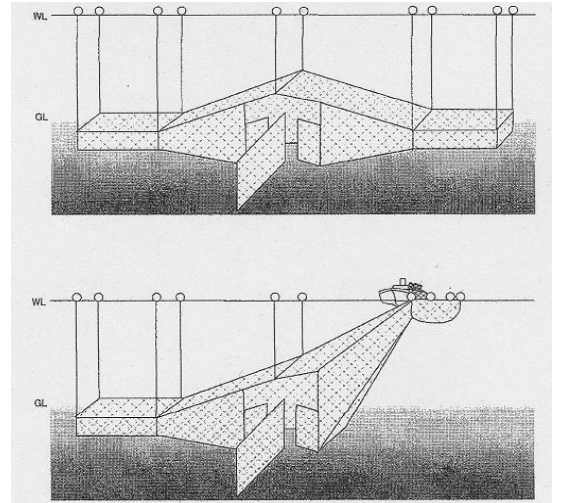
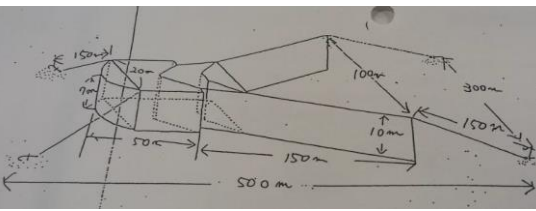

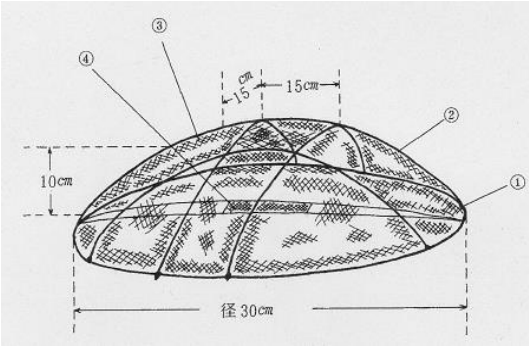
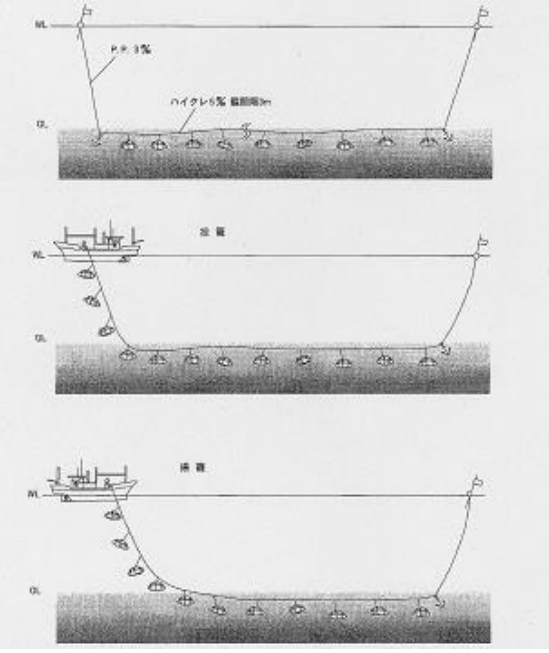
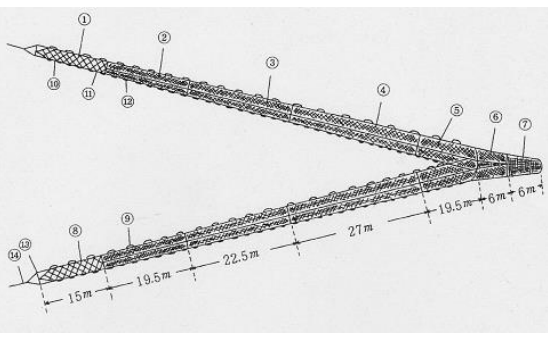
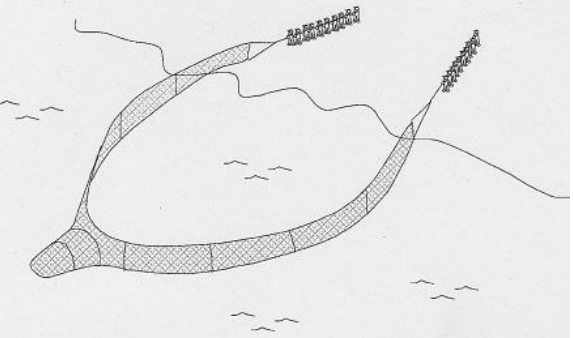
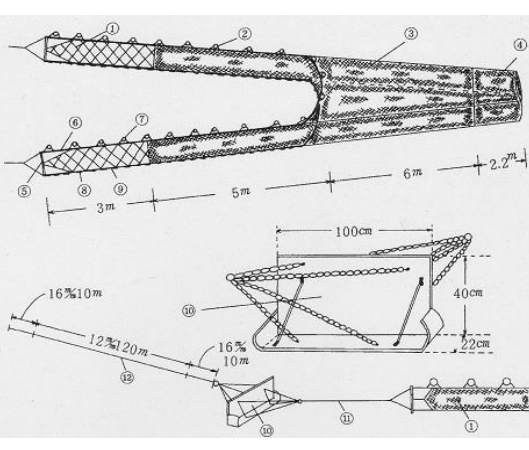
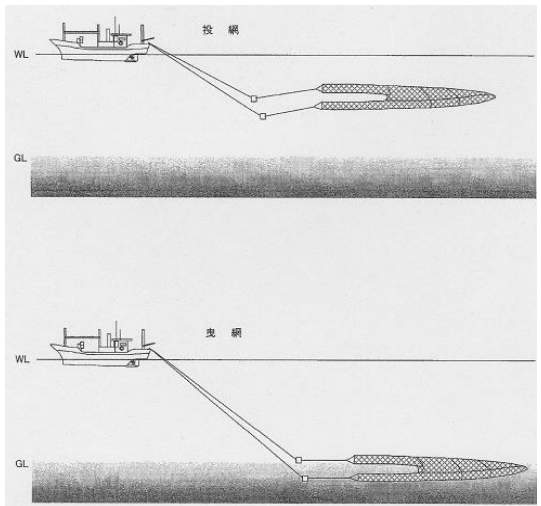

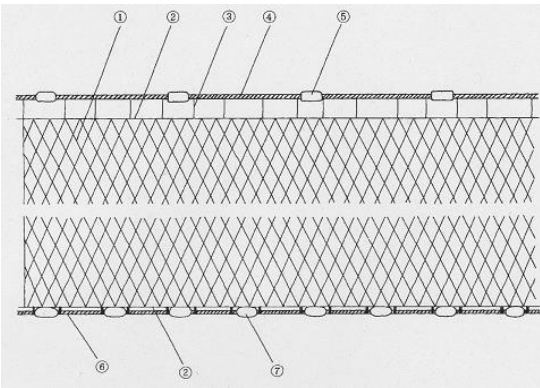
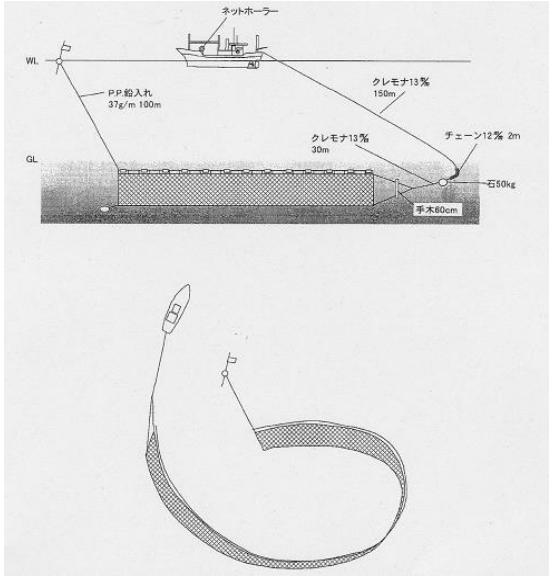
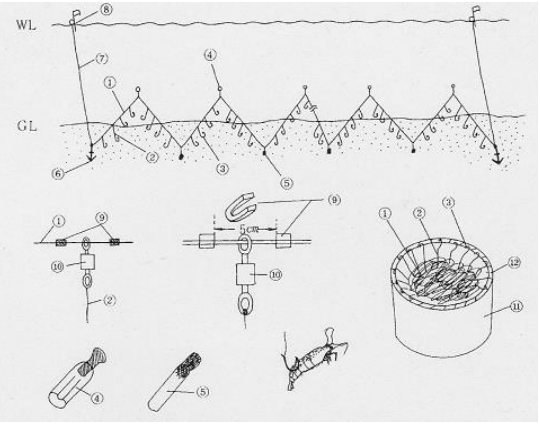
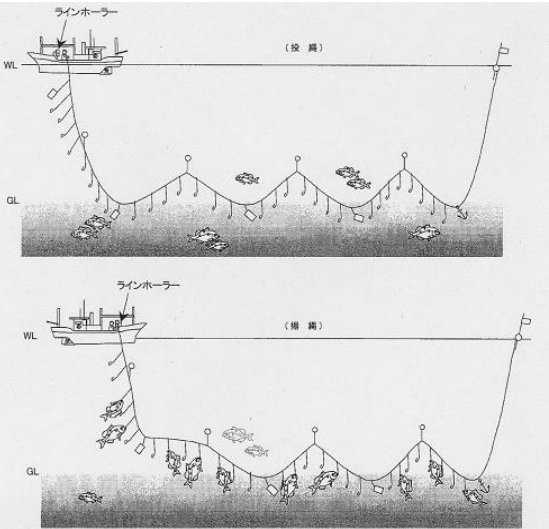
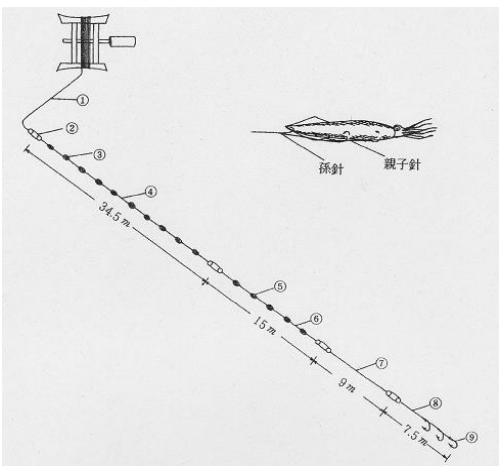
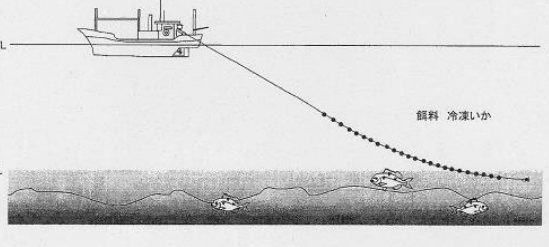


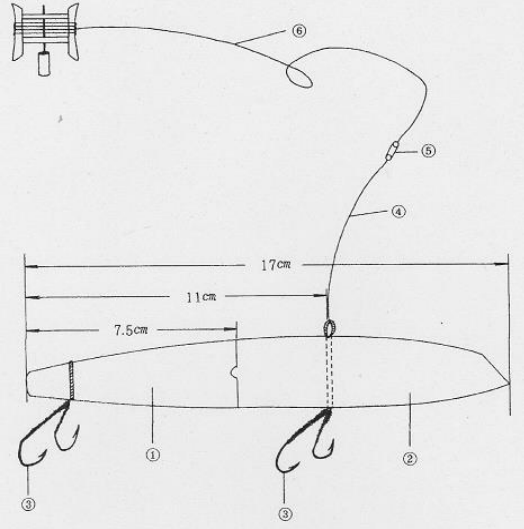
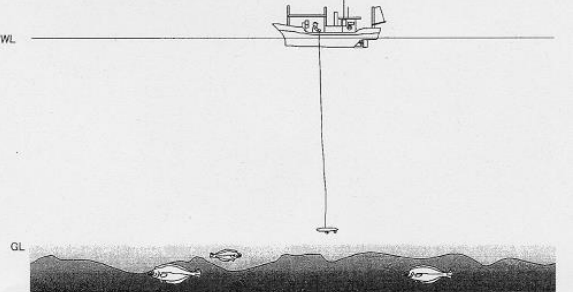
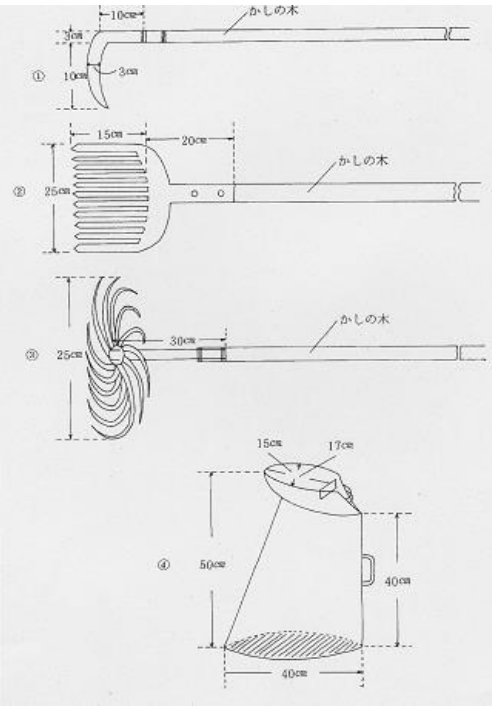

酒田の漁具漁法概念図

漁具・漁法	漁具の構造	操業方法
①浮刺網		
②底刺網		
③落網 (小型定置)		
④張網 * (底建網)		 <p data-bbox="1010 2011 1465 2085">海底に敷設した網をこの船の舷側か引き揚げる操業方法</p>

漁具・漁法	漁具の構造	操業方法
⑤底延縄		
⑥火光釣		
⑦壺・箱		

漁具・漁法	漁具の構造	操業方法
⑧ 籠		
⑨ 地曳網		
⑩ 板曳網		
⑪ 桁網		<p>上記⑩のように左の漁具を漁船で曳回す</p>

漁具・漁法	漁具の構造	操業方法
⑫ 漕ぎ刺網		
⑬ 浮延縄		
⑭ 曳縄釣		

漁具・漁法	漁具の構造	操業方法
⑮竿釣・手釣	 <p>Diagram of a hand fishing rod (竿釣・手釣) showing its structure and dimensions. The rod is labeled with numbers 1 through 6. Dimensions are provided: 17cm for the total length, 11cm for the section from the reel to the hook, and 7.5cm for the distance between the two hooks. The diagram shows a reel at the top, a line leading to a hook (5), and a second hook (3) further down. The rod is shown in a curved position.</p>	 <p>Illustration of a boat fishing with a hand fishing rod. The water level is marked as WL (Water Level) and the ground level as GL (Ground Level). The boat is shown on the water surface, and the fishing rod is extended down to the seabed where fish are visible.</p>
⑯鉤鎌具	 <p>Diagram of a hook and sickle fishing gear (鉤鎌具) showing its structure and dimensions. The gear is labeled with numbers 1 through 4. Dimensions are provided: 10cm for the length of the handle, 3cm for the width of the handle, 15cm for the length of the sickle, 20cm for the width of the sickle, 25cm for the height of the sickle, and 30cm for the length of the handle. The diagram shows three different views of the gear: 1) a side view of the handle and sickle, 2) a top view of the sickle, and 3) a side view of the handle and sickle. The gear is made of wood (かしの木). A fourth diagram shows a funnel-shaped structure with dimensions: 15cm for the top diameter, 17cm for the top width, 50cm for the height, and 40cm for the bottom diameter.</p>	 <p>Illustration of a boat fishing with a hook and sickle. The water level is marked as WL (Water Level) and the ground level as GL (Ground Level). The boat is shown on the water surface, and the hook and sickle is extended down to the seabed where fish are visible.</p>

漁具・漁法	漁具の構造	操業方法
<p>⑩ 挟振具</p>	<p>かつちやりと呼称</p>	
<p>⑪ 搔剥具</p>		

(出典)

無印 庄内総合支庁産業経済部水産課:山形県の漁具・漁法(2007)

* 1 庄内総合支庁産業部水産振興課提供

* 2 漁業者の協力による撮影